

Advantech AE Technical Share Document

Date	25/11 /2024	Release Ver.	V1.0
Category	■ FAQ □ SOP	Release Note	□Internal■External
Related OS	Windows		
Abstract	How to enable logging function from utility		
Keyword	Log, Windows		
Related Product	PPC-IPS / UNO-IPS series		

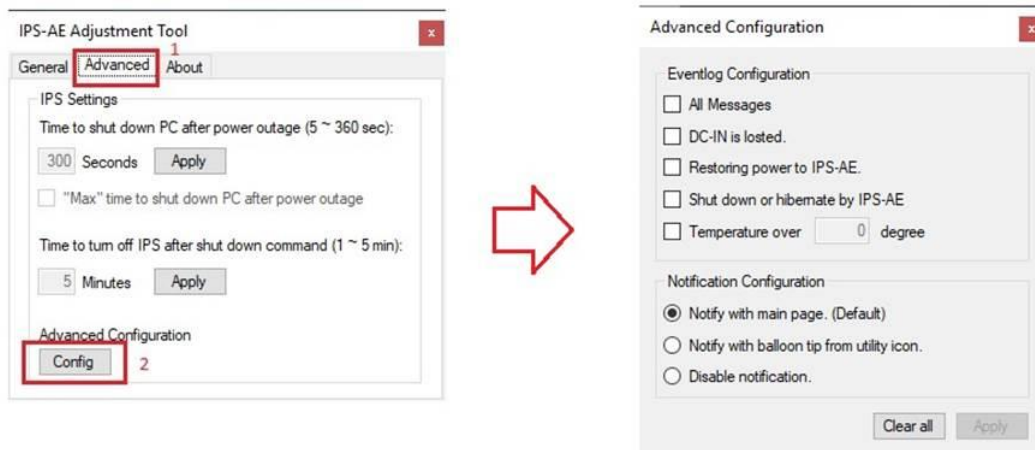
■ **Solution:**

Our product provides a log recording feature that records power status and product status in the Windows Application event log, making it convenient for users to review.

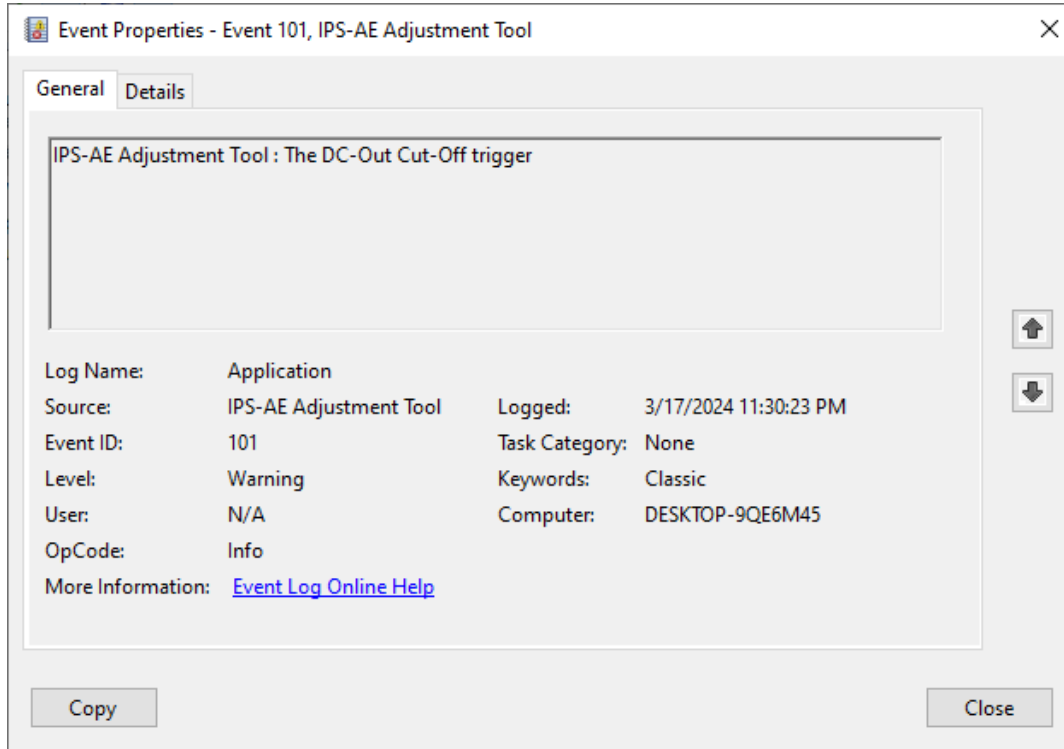
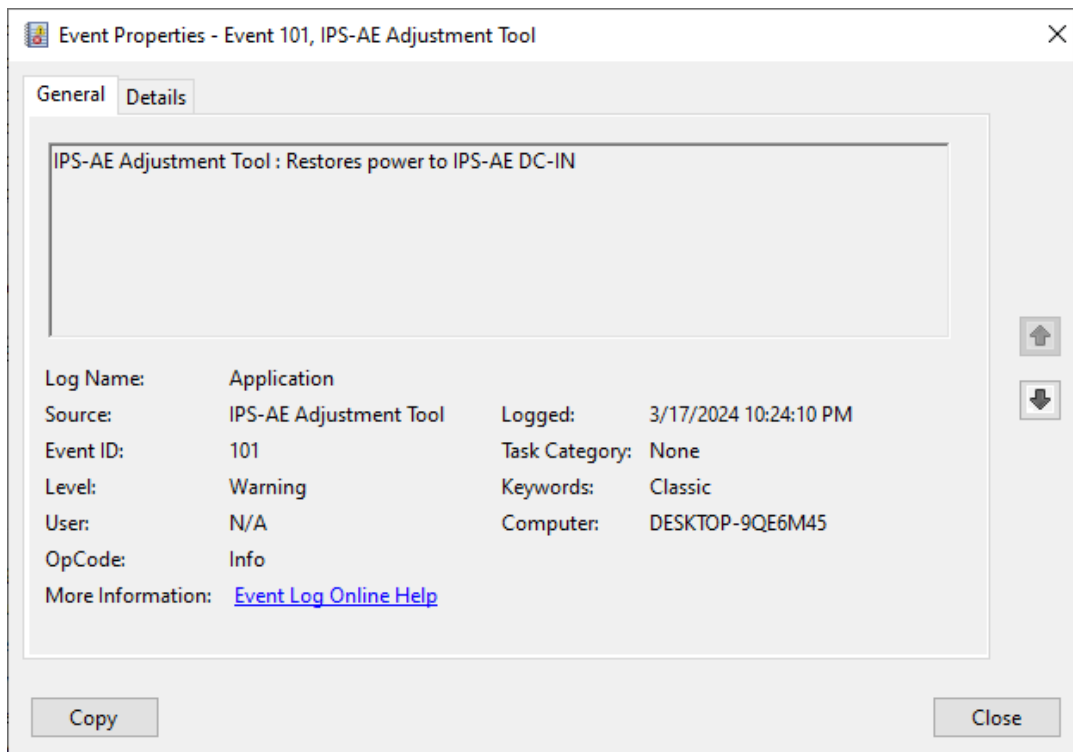
Instructions:

Download and install IPS management from Advantech support website.

Open IPS utility and follow the below steps to enable logging feature.



The following is an example from Windows Application event log after enabling logging function

DC-Out Cut-Off**Restore power to DC-IN**

Shut down

Event Properties - Event 101, IPS-AE Adjustment Tool

General Details

IPS-AE Adjustment Tool : Shut down device

Log Name:	Application	Logged:	3/17/2024 10:29:05 PM
Source:	IPS-AE Adjustment Tool	Task Category:	None
Event ID:	101	Keywords:	Classic
Level:	Warning	Computer:	DESKTOP-9QE6M45
User:	N/A		
OpCode:	Info		
More Information:	Event Log Online Help		

Copy Close

Hibernate

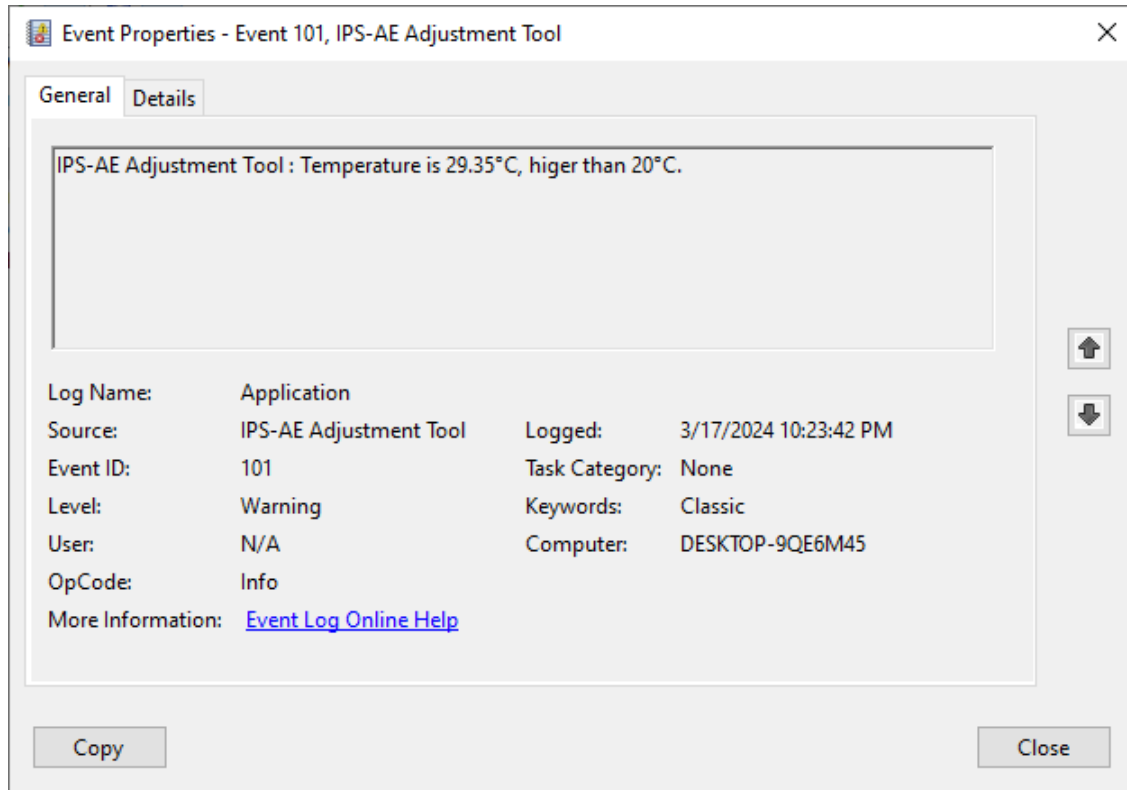
Event Properties - Event 101, IPS-AE Adjustment Tool

General Details

IPS-AE Adjustment Tool : Hibernate device

Log Name:	Application	Logged:	3/17/2024 10:40:40 PM
Source:	IPS-AE Adjustment Tool	Task Category:	None
Event ID:	101	Keywords:	Classic
Level:	Warning	Computer:	DESKTOP-9QE6M45
User:	N/A		
OpCode:	Info		
More Information:	Event Log Online Help		

Copy Close

IPS Temperature threshold

- **Reference:**
<https://www.advantech.com/zh-tw/support/details/software-api?id=1-1IR4AAB>